



The Warriner School
Key Student Information
2016-2017



The School Day

2016-2017

8.25	FIRST BELL
8.30	TUTORIAL & A.M. REGISTRATION
8.50	PERIOD 1
9.50	PERIOD 2
10.50	BREAK TIME
11.10	PERIOD 3
12.10	PERIOD 4
13.10	LUNCH TIME
14.00	PERIOD 5 & P.M. REGISTRATION
15.00	END OF SCHOOL DAY

SCHOOL TERMS AND HOLIDAYS

Please refer to the calendar on The Warriner School website, for term dates, holidays and Inset Days for 2016-17.



Personal Property

ALL personal belongings should be marked with your name.

 If you lose personal property you should firstly return to the locations that you may have lost it. If your item is not there, go to Lost Property in the Lecture Theatre, which is open before school, at break, at lunch, and after school.

 Please do not bring valuable items to school.

 **Mobile phones, iwatches, iPods and gaming devices are not allowed in school.**

They are an easy target for theft and create significant problems in school. In the event of an emergency, permission may be given to use an office phone.

Minimum sanctions for failing to follow the rules for mobile phones, iwatches, iPods and gaming devices:

DURING LESSONS

Confiscation and D2

OUTSIDE OF LESSONS

Confiscation

Return: For a first offence in a school term the phone will be returned the same day. For subsequent offences in a term the phone will be returned to the student's parent, carer or guardian. If this is not possible the phone will be held until the end of the next school day when the student may collect it.

Further sanctions: Refusal to comply with these rules will lead to further sanctions for defiance.




Equipment for Lessons

You are expected to have:

 Pens

 Pencils

 A ruler

 An eraser

 A pencil sharpener

 A protractor

 A pair of compasses

 A scientific calculator

 Your diary

 The necessary books / clothing / practical materials






Sanction:

 Failure to have the necessary equipment will lead to a D1 detention



Emergency Evacuation



In the event of a persistently ringing bell (without a break):

-  Leave the building immediately. **IN SILENCE.**
-  Leave by the nearest exit in an orderly manner. **IN SILENCE.**
-  Do not return to any school building until told to do so.
-  Line up in accordance with the school's Fire Drill procedure.
-  Students are expected to remain in register order until dismissed.



In the event of a REAL emergency ANYONE can sound the alarms. But:

Malicious use of alarms is dangerous and WILL be punished.

Students should:

-  Read the Fire Drill procedures displayed in classrooms.
-  Ensure that they know where fire exits are located.

In the event of a continuous pulsed bell (like the lesson change bell)





-  Go straight to tutor rooms.
-  Remain in tutor rooms and await further instruction.






What to wear - Uniform Rules 2016-17

Years 7-11





Boys and Girls:

-  The Warriner blazer*
-  Black V-neck Warriner sweater*
-  Plain black leather shoes. No trainers, plimsolls or boots.
-  Black belt. Must fit a standard belt loop and have a plain buckle.

Boys:






-  Plain white shirt, tucked into the trousers with the top button done up.
-  Warriner tie*. A minimum of 7 stripes must be visible below the tie knot.
-  Plain black trousers. Regular or Slim fit (not skinny fit). Denim or corduroy trousers are not permitted.

Girls:





-  Plain white reverse collar blouse, with the top button done up.
-  Plain black trousers. Regular or Slim fit are permitted but NOT skinny fit. Denim or corduroy trousers are not permitted or
-  Plain black skirt*. Pleated or Straight skirts are permitted for Years 9-11. **Pleated is the only option for students in Years 7 & 8.** Hems must be a maximum of 10cm above the knee.
-  Plain black opaque or flesh coloured tights. No knee length socks or footless tights/leggings.

Additional Uniform Rules

Students will be expected to wear their blazer as follows:






-  To and from school.
-  To and from lessons.
-  At morning break.
-  In the school canteen.
-  Students may remove their blazers during lessons and at lunchtime.

In addition:

-  Students may wear a maximum of one small studded earring in each ear lobe.
-  No other piercings or retainers are allowed.
-  No other jewellery is allowed.
-  **Make-up must not be worn by Years 7 or 8.** Discreet make-up is acceptable for Years 9 to 11.



Discreet nail varnish is acceptable for Years 9 to 11 only.

Nail extensions and acrylic nails may present a Health and safety risk and are not permitted.

-  Outer coats should be plain, one colour, and preferably dark.
-  Plain scarves may be worn to and from school.
-  Garments worn under shirts/blouses must be plain white.
-  Any variations in uniform appropriate to different faiths should be black.
-  Hairstyles deemed inappropriate for school will not be permitted.

*Blazers, sweaters, ties and skirts must be sourced from the school's supplier: Cross Embroidery Sweaters, belts and tights are optional garments

Summer Uniform Rules

-  In the summer term sweaters may be worn, but only under a blazer.
-  The Headteacher may permit students to stop wearing their blazers on a particular day.





Culture For Learning



At the Warriner School we enable and support our students to be:

Responsible

- Be safe
- Be in the right place at the right time
 - Look after each other
 - Do the 'right thing'
- Catch up if you have been absent

Respectful

- Be polite and courteous to staff and students
- Treat others with dignity, as you would like to be treated
- Respect your school environment and community
 - Listen to and act on instructions

Ready

- Be on time
- Look smart
- Be fully equipped
- Have your homework done
- Be ready to learn



Culture for Learning - C4L

Responsible • Respectful • Ready

Sanctions:

Step 1 - Reminder of C4L

Step 2 - Formal Warning

Step 3 - Detention (D2)

Step 4 - Removal to another room

Step 5 - Removal to isolation

Step 6 - Further sanctions

Detentions:

 **D1 - Lateness • Lack of equipment preventing learning • Chewing Gum**

 **D2 - Misuse of ICT • Use of prohibited devices • Step 3 of “sanctions”**

 **D3 - More serious incidents including failure to attend a D2**

These steps are for guidance however a teacher may begin to sanction at any step in order to protect the culture for learning within the room.

Detentions:

Detention 1 13.10 to 13.25 Mon, Tue, Thu & Fri

Detention 2 13.10 to 13.40 Mon, Tue, Thu & Fri

Detention 3 15.00 to 15.45/16.30 Friday



Behaviour Sanctions

SANCTION	POSSIBLE REASONS
Verbal Warning	<ul style="list-style-type: none">• Minor breaches of the school's expectations
Loss of Break/ Informal detention	<ul style="list-style-type: none">• Minor breaches of the school's expectations• Poor conduct at break time
Lunchtime Detention	<ul style="list-style-type: none">• More serious breaches of the school's expectations• Rudeness• Failure to show respect to others
After School Detention	<ul style="list-style-type: none">• Serious breaches of the school's expectations• Truancing• Smoking• Associating with smokers
Friday Afternoon Detention	<ul style="list-style-type: none">• Failure to attend a formal detention• Behaviour that may lead to an exclusion
Internal Exclusion	<ul style="list-style-type: none">• Serious breaches of the school's expectations• Bullying• Physical violence• Defiant behaviour• Damage to school property• Inappropriate language
External Exclusion	<ul style="list-style-type: none">• Very serious breaches of the school's expectations• Bullying• Physical violence• Defiant behaviour• Damage to school property• Verbal abuse of staff
Permanent Exclusion	<ul style="list-style-type: none">• Persistent breaches of the school's expectations• Persistent bullying• Violent assault• The use or possession of drugs

The "Possible Reasons" are for guidance and to help students anticipate the likely consequences for breaches of the school's expectations. The school always reserves the right to use its judgement when applying sanctions.







With issues of bullying or the breakdown of friendships, the school will, wherever possible, use supportive and restorative approaches.



Homework

Homework is a compulsory and vital element in the learning process and is closely linked to achievement.

Here are The Warriner Homework Essentials:

-  Find an appropriate space, away from distractions
-  Log on to www.showmyhomework.co.uk to get your personalised homework calendar and to-do list – you can do this via a web browser or the **free** SMHW App
-  Use the ‘to-do’ list pages in your planner to organise your time
-  Use the Library if you need to (lunch and after school)
-  Complete homework carefully and in enough detail
-  Hand in all homework by the deadline



1



2

Active Engagement

- Engaged all of the time.
- Working independently with enthusiasm.
- Concentrating all the time.
- Showing total commitment.
- Producing high quality work.

- Engaged in the lesson most of the time.
 - Concentrating most of the time.
 - Keen to succeed and working at a good pace.
- Producing good quality work.

3



4

Active Engagement

- Engaged in the lesson some of the time.
 - Working steadily.
- Producing some good work.
 - In need of an occasional reminder.

- Only engaged in the lesson for spells.
 - Giving up too easily.
 - Disrupting others learning.
 - Not producing much work.