




in partnership with



HOW TO START A CHARGE ON YOUR EV

STEP 1

Scan the QR code (after connecting your vehicle) located on the chosen chargepoint using the camera app on your phone. Both iOS and Android compatible.


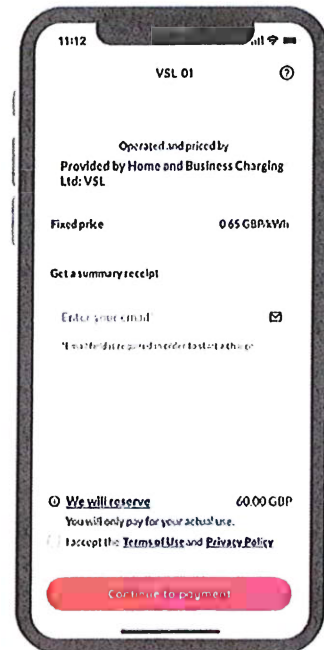


STEP 2

On scanning the QR code this page will appear on your phone. Press the blue 'Open' button.

STEP 3

After selecting 'Open' this page will appear showing the kWh price and the venue name. Enter your email to receive a receipt. Monta will reserve £60 and refund the difference once the charge is complete.



STEP 4

After clicking 'Continue to Payment', you can pay with Apple/Google Pay or enter your card details and click 'Continue'. Once paid your charge will start!