

*English
Language*

*Do you know
how to...*

S T U D Y ?

*English
Language*

Get to know the paper...
Be clear about what you will be asked.



STUDY

Paper 1 : **4th June 2019**

- *Explorations in Creative Reading and Writing* (50% of GCSE).
- 1 hour 45 minutes.
- **Section A:** Reading. One non-fiction text.
- **Section B:** Descriptive/ Narrative Writing

Paper 1 : **7th June 2019.**

- *Writers' Viewpoints and perspectives* (50% of GCSE).
- 1 hour 45 minutes.
- **Section A:** Reading. One non-fiction and one literary non-fiction text.
- **Section B:** Writing to present a viewpoint.

Paper 1 : **7th June 2019.**

- *Writers' Viewpoints and perspectives* (50% of GCSE).
- 1 hour 45 minutes.
- **Section A:** Reading. One non-fiction and one literary non-fiction text.
- **Section B:** Writing to present a viewpoint.

“But, you can’t revise for Language, can you?”

Of course you can...



English Language



Try reading and annotating a variety of quality newspaper and magazine articles as well as autobiographies.



English Language

Read nineteenth century writing so you are used to the language and the syntactical structures (often compound-complex).



English Language

Practise annotating in the margin of a text, focussing on words and phrases, language devices, sentence structures and how the text is structured.



English Language

Practise annotating in the margin of a text, focussing on words and phrases, language devices, sentence structures and how the text is structured.



English Language

Put notes and posters around your room as reminders of key terms and their effects.



English Language



Use the reading questions (which are always the same wording) for any article or extract you find, and practise using the key skills.



English Language

Build your own descriptive vocabulary bank. Try to ensure that it includes complex examples.



S T U D Y

English Language

Prepare and try out sample sentence starters using argue and persuade devices.



S T U D Y

English Language

Read sample questions carefully,
annotating the purpose, audience, and
form.

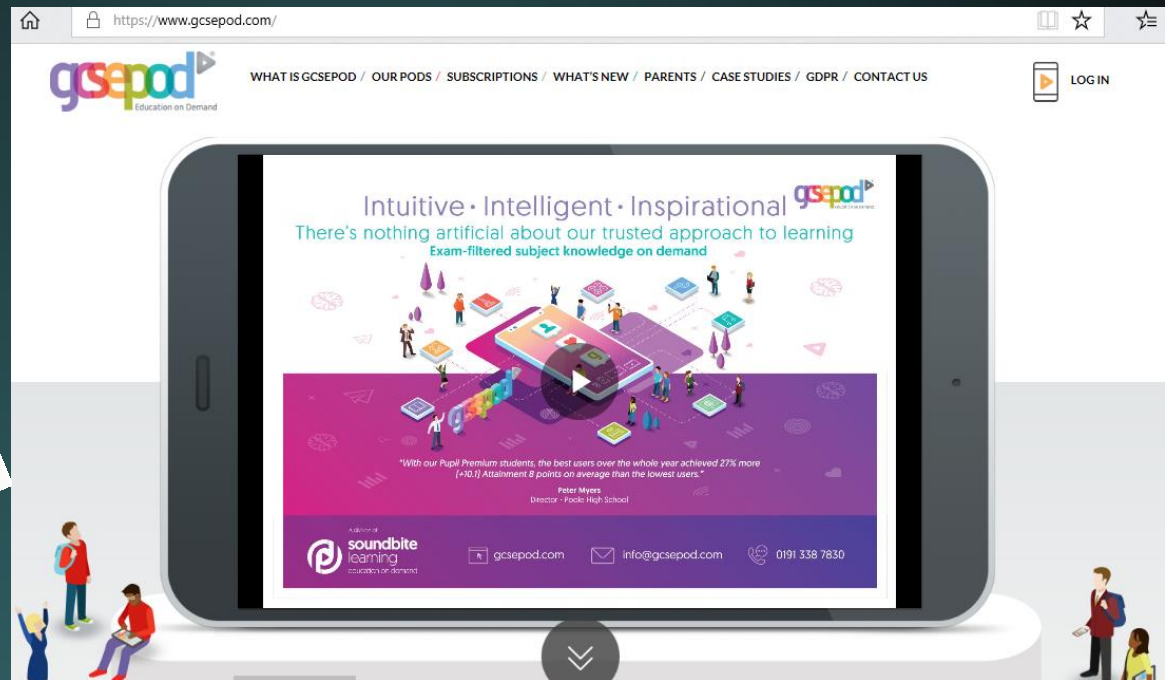


S T U D Y

There are lots of revision resources too...
... you just need to know where to look.

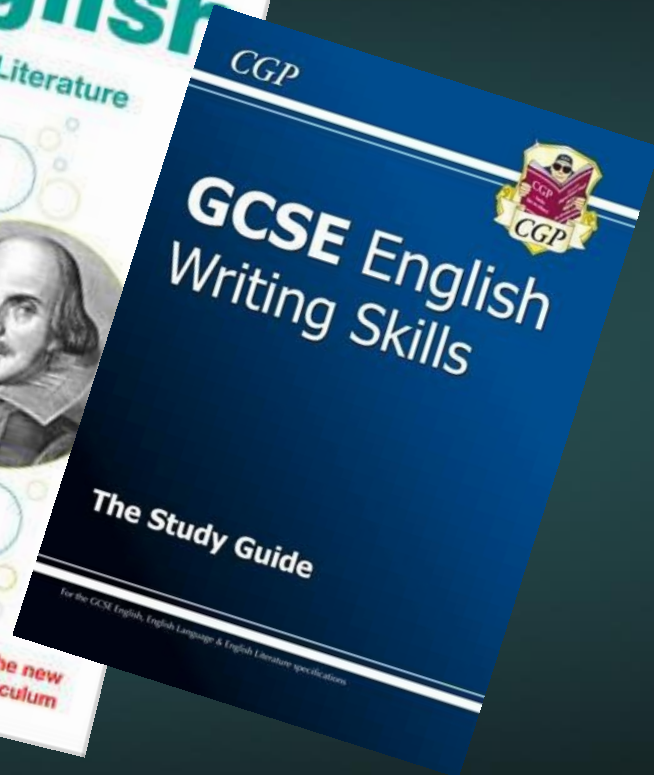


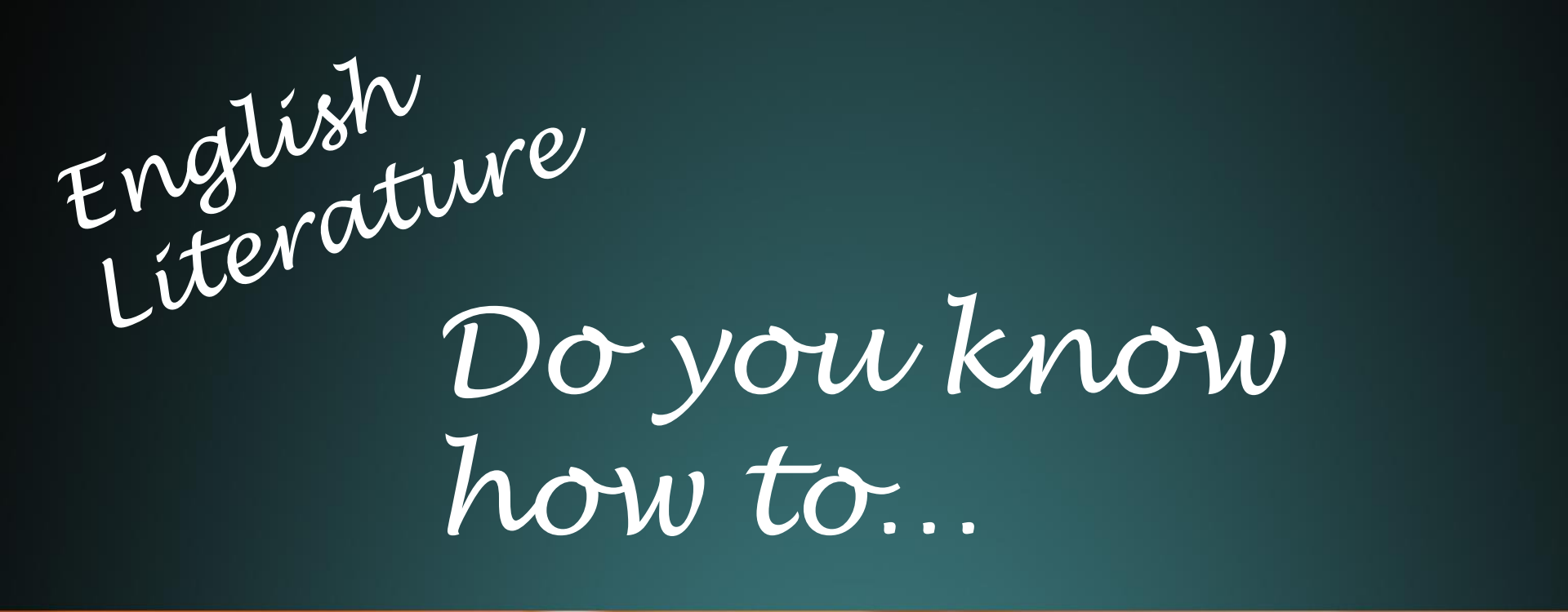
English Language



English
Language

S T U





English
Literature

Do you know
how to...



*English
Literature*

Get to know the paper...

Be clear about what you will be asked.



STUDY

Paper 1 : 15th May 2019.

- *Shakespeare and the 19th Century Novel* (40% of GCSE).
- 1 hour 45 minutes. Closed book.
- **Section A:** Romeo and Juliet (extract response).
- **Section B:** Jekyll and Hyde or A Christmas Carol (extract response).

Paper 2: **23rd May 2019.**

- *Modern Texts and Poetry* (60% of GCSE).
- 2 hours 15 minutes. Closed book.
- **Section A:** Blood Brothers.
- **Section B:** Conflict Poetry.
- **Section C:** Unseen poetry.

“But, there is so much to revise – where do I start?”

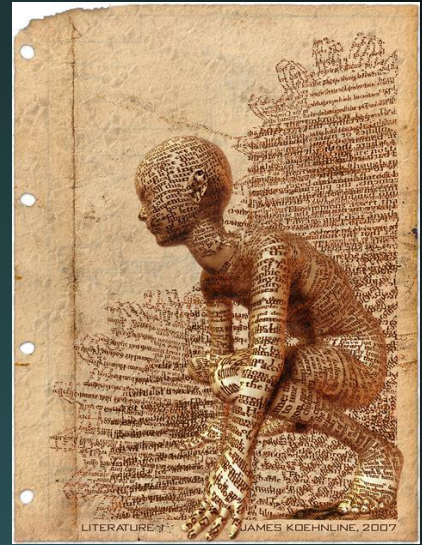
Try some of these strategies...

*English
Literature*

S T U D Y

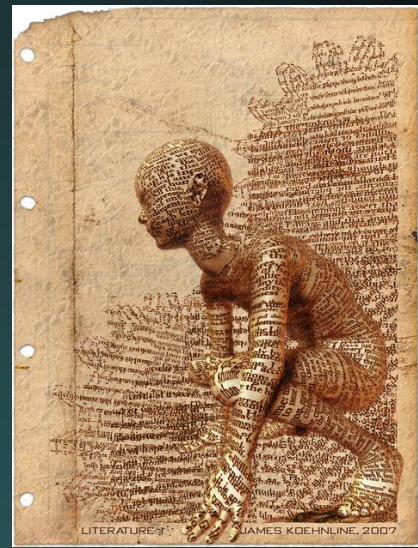
English Literature

Download the audio versions of the texts and listen to them on long journeys or before you go to sleep.



English Literature


Choose key extracts and closely analyse them; consider which themes or ideas are being depicted and identify the methods the writer is using.



S T U D Y

English Literature

Go and see Blood Brothers,
Romeo and Juliet, and
Doctor Jekyll and Mr Hyde at
your nearest theatre!



S T U D Y

*English
Literature*



Make up rhymes or songs to help you remember the key moments in the plot... or find existing ones on YouTube!



There are lots of revision resources too...
... you just need to know where to look.

*English
Literature*

STUDY

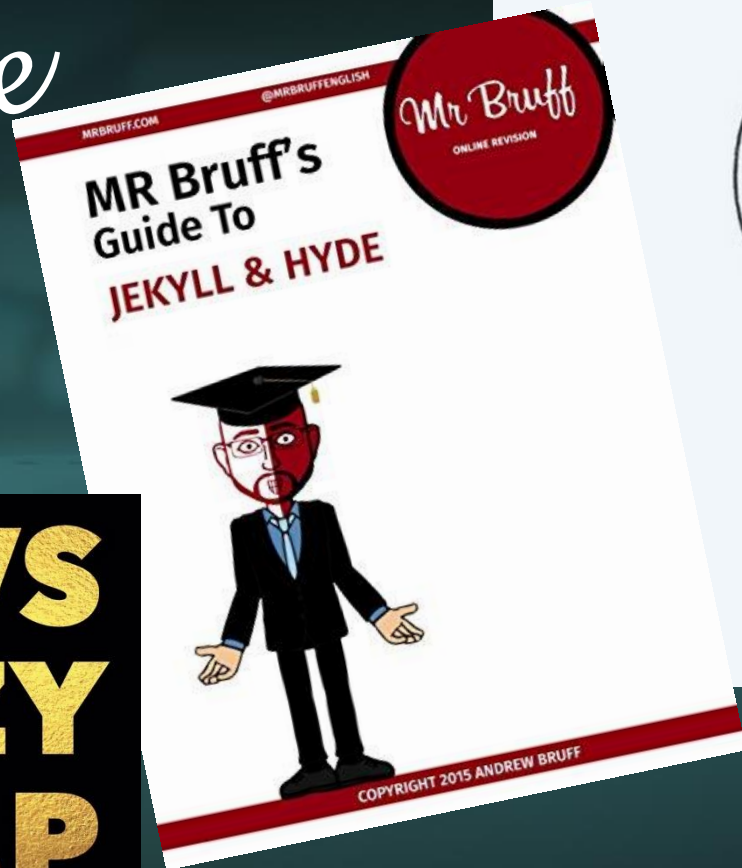
English Literature

S T U



English
Literature

**BRUFF VS
STORMZY
AQA RAP**



Mr Bruff



English
Literature

PIXL LIT APP



English Revision...

It's easy when you know how...

