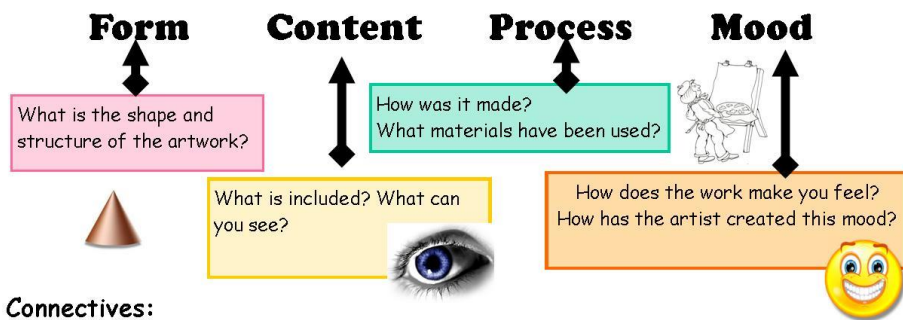


WRITING ABOUT ART



Connectives:

with regard to...	In addition	furthermore
such as	equally...	In particular
As a result	...although...	this means that...
in conclusion...	more importantly	...in comparison with...

Sentences you should use in your written work...

Making reference to my area of study...I have found that...

Through speculation I have come to the conclusion that...because...

The composition of the piece is inviting because...

On closer inspection I clearly notice that...

The work of...is an ideal example of.....in art because...

The piece '.....' is exciting because...

I appreciate the way the artist has...

Looking closely at the piece, we notice that...

The viewer is drawn further into the piece by...

My study will allow me to investigate...

Through research and practical work I am interested in...and I hope to...

Whilst inspecting the piece '.....' I notice that...this contrasts with my other comments because...

Tone

Dark
Warm
Shadowed
Gloomy
Bright
Light Source
Highlight
Greyscale
Polished
Glistening
Gleaming
Uneven
Chiaroscuro
Shaded
Blending
Muted
Neutral
Soft

Composition

Centre
Intense
Focus
Spread out
Squashed
Cropped
Foreground
Background
Magnified
Bold
Positive
Negative

Lines & Brushstrokes

Sinuous
Fluid
Curving
Sketch
Flowing
Strong
Doodle
Trace
Faint
Scribble
Crosshatch
Dense
Hard
Bold
Rough
Intricate
Scratchy
Fluid

Pattern

Reflection
Nautical
Repeat
Symmetrical
Blotchy
Floral
Stripy
Tartan
Mottled
Paisley
Chequered
Swirls
Wallpaper
Baroque
Polka Dots
Tessellation
Irregular
Design
Zigzag
Argyle
Diamond
Embellished
Printed
Woven

Colour

Pale
Vivid
Harsh
Metallic
Neutral
Contrast
Complimentary
Golden Yellow
Ocean Blue
Flamingo Pink
Forest Green
Tomato Red
Pastel
Primary
Secondary
Walnut Brown
Lime Green
Raven Black
Analogous
Tint
Shade
Turquoise

Texture

Rough
Shiny
Shimmery
Metallic
Reflective
Scrunched
Crunchy
Encrusted
Layered
Bumpy
Smooth
Coarse
Glossy
Fluffy
Ridged
Dimpled
Slimy
Greasy
Crispy
Brittle

Materials

Drawing
Felt
Textile
Weaving
Sculpture
Painting
Watercolour
Canvas
Photography
Video
Installation
Carving
Print
Coloured Pencil
Papier Mache
Ink
Graphite
Acrylic
Oil Pastel
Batik
Embroidery
Mixed-media
Ceramics



Shape

Ellipse
Irregular
Jagged
Solid
Circular
Triangular
Square
Linear
Conical
Rectangular
Diamond

Form & Scale

Uneven	Monumental
Two-dimensional	Woven
Three-dimensional	Natural
Overlapping	Manmade
Series	Organic
Sculptural	Mechanical
Open	Structured
Closed	Decorative
Covered	Detailed
Clear	Gigantic
Edges	Miniature
Flimsy	Abstract
Compact	Figurative
Structured	Scale
Fluid	Solid
Changeable	Stable
Flexible	

Level: 9

Ian

Murphy

An exceptional ability to engage and demonstrate critical understanding of sources.

Ian Murphy was born in Wigan, 1963. He completed a Fine Art and Art and Design A level foundation course. In 1985, Murphy graduated with a 1st class honours degree in Fine Art, Painting and Printing from Hallsam University.

Murphy likes to travel around the world with a sketchbook and pencil in hand. He draws from his own photos or observes the real structure in front of him and uses a mix of medias to manipulate their environment.

Ian Murphy may be a professional artist however he has been teaching art for over 25 years. He loves to share his skills, techniques and enthusiasm with anyone.

Murphy has created online art tutorials and residential courses for all ages to enjoy and learn from. These have included the mixed media techniques he uses to create his own art work.

"One of the hardest things is understanding pressure. Quite a simple process within drawing. As soon as you start to change pressure in a drawing, then the marks that you make clearly come out differently." - Ian Murphy

In his drawing and printed art pieces, he does not use much colour. However, he does have a dull background such as coffee brown or a stony grey. For the rest of the art, there is a mix between black and white. On the other hand, in his paintings, he does paint with realistic colours and gives the buildings or other

"At the point when I get back to the studio, then I want to start experimenting. I want to be taking risks and trying new media. So I love working with layers and experimenting with different art products. The drawings can be something fragile and nervous at times, but then I always go with the strength of putting the image back into the drawing at any moment. So I sort of toy with the balance of abstraction at the development stage, and the sort of overwhelming essence of what I do is taking an awareness of light and mood and atmosphere. These are key commodities that I always try to get into the finished product." - Ian Murphy

Through speculation, my favourite piece of art, by Ian Murphy, is the Venetian Morning Light (the one below). I think the title changes the way I saw the picture because without it I may not have realised the greyish white, misty patches were meant to represent the morning light. He explored the waterways in Venice at morning light. I think this shows chaosmos especially on the buildings. I feel that the dark areas show a mystery or oblivion. I don't think he tried to exaggerate any part of his work because Murphy wanted to express the true nature of each piece of work.

Murphy used graphite and pencil to create this piece because the sketches and detailed lines are more effective than just a normal HB pencil.

The water is only rippling, which could show that Murphy had a tranquil mind when drawing this. In addition, I feel at peace when looking at the art because it seems so deserted and quiet to observe. The shadows of the houses and the shading of the water made the piece look more realistic because Murphy has added as much detail as possible.

I think the art piece represents the emotions that a person has and how they unwind from stressful situations. This is because the landscape drawing looks gentle and silent and I feel like I can walk into the drawing and let all my worries go for a while.

I like Ian Murphy's work because the buildings look realistic as I feel like I am in the pieces, looking up at the building. Some of his work includes only parts of a building such as the windows or steps. Furthermore, I like that his work entwines the culture of the worldwide destination and how critically observant Murphy is to his sketched

empowered with the colour scheme and the including the fine details. I think I feel this only place intense. The colour black can be overwhelming mood.

element of mystery in some of the pieces. into a plain background. I think fading out the ion to continue creating the rest of the image.

- Describing artwork with very complex language and technical vocabulary
- Describing specific pieces
- Discussing and evaluating own opinion
- Evaluating the artwork
- Linking presentation with the artists work.
- Adding relevant quotes
- Discussing the meaning behind the artwork
- Linking the artwork with their own practise

Level: 8

A highly developed ability to demonstrate critical understanding of sources.

- Describing artwork with complex language and technical vocabulary
- Describing specific pieces
- Discussing own opinion
- Evaluating the artwork
- Linking presentation with the artists work.
- Adding relevant quotes
- Discussing the meaning behind the artwork
- Linking the artwork with their own practise

Elwira Pawlikowska is a polish freelance illustrator and artist, who was born in 1985 in Warsaw, Poland. She graduated from Warsaw Faculty of Architecture. From a young age, Elwira became interested in art. She liked to browse through the books that were kept in her house as well as her father painting in his spare time.

"As I'm a daydreamer I love to retreat into the world of my imagination. My style is realistic with an impressionistic touch and rich in detail. My favourite theme is medieval and fantasy architecture thought I paint a lot of various subjects. Most of my works are made with watercolours (supported by pen sometimes)." - Elwira Pawlikowska

Many people have a growing interest in her work. She got an invitation to participate in an art exhibition about Steampunk (May 2013, Ackland Museum, North Carolina). Almost all of her works exhibited there were sold.

No matter if she makes traditional or digital art, she always begin with a paper and a pencil. In case of traditional illustrations, she uses watercolours, pen and/or pencil. After scanning, she will also use Photoshop, mostly to set the right contrasts and colours or add text. In case of digital projects she scans the pencil sketches in and then draws on a graphic tablet almost just like on a sheet of paper.

Elwira has been inspired by artists such as Leonardo Da Vinci, Giovanni Battista Piranesi, Zdzislaw Beksiński and Albrecht Dürer. She is further inspired by in fantasy books, heavy or melodic music and long walks in the woods. She also has the knowledge in the field of history of architecture due to master's degree.

constructed in Venice. This means that the audience can decide what the emotion they feel towards the piece is. In addition, I like that Elwira has made each of the windows and arches look realistic. She has paid special attention to the depth in darkness. You can still see what is inside the arches. I like that the brushstrokes are fuzzy and clear.

I like Elwira Pawlikowska's work because the level of detail in all her architectural designs is vast. Many of her pieces are based on the theme steampunk and fantasy but have elements of the real world. The colours in the background are plain which makes the picture stand out. The contrast between the light and dark areas and I think that this give the art piece realism. Furthermore, the light areas may portray peaceful emotions and create history and background for the picture. The darker shades could create mystery and disguise to the history of the building. Elwira uses a lot of greys and dark blues in her work.

I also like that most of her artwork fades when it gets to the edge of the page. I think that the focus of detail in one place makes you look straight to that part.

A highly consistent ability to demonstrate critical understanding of sources.

Franco Clun has always loved drawing, using graphite to do this. He has always had over-whelming passions, and drawing is one of them. Clun stopped other things, but in 2009 he started drawing again. Franco, through experience, and reading through some drawings, raised in Italy.



This drawing on a lion cub was done on water colour paper, using pencils on an A4 sheet. The highlight of white hair along the top of the ears brings out the cub's personality. The eyes have been outlined with a very dark pencil, and that makes you drawn to its face. The way the cub is hugging the rock, gives it the cuteness that is intended. With its claws out, the cub is almost saying to you, "im cute but dangerous".



This drawing is called 'Beautiful Eyes' and was done using water colour paper, and pencil. The name of this beautiful picture suits it, as the colours of the eyes are in total contrast with the darkness surrounding them. The feathers on its chest are long and individual; this brings out the eyes and the beak, since they are only surrounded by lighter coloured feathers. The littler feathers on its brow and forehead are small and delicate, and makes this magnificent bird look like its wearing a crown.



This drawing is on Dean Winchester from the series Supernatural, starring Jensen Ackles. The picture of Dean was done on A4 and it took around 40 hours to complete. The light on the left side of his face (our left) brightens his face, yet the other side of his face is in shadow, some people could relate this to his personality "does he have two sides"? The leather jacket he is wearing, tells you that you shouldn't mess around with him, and that he is almost looking over his shoulder, and asking you "what?"

- Describing artwork with complex language and technical vocabulary
- Describing specific pieces
- Discussing own opinion
- Evaluating the artwork
- Linking presentation with the artists work.
- Adding relevant quotes

This drawing of Anne Hathaway was done using pencils on an A3 sheet by Clun. The milky look of her face gives it more depth, and the way her hair is flipped over to the side is very informal. The way the hair has been done is perfect. Her eyes and mouth are done in great detail; this puts personality into the picture. The way she is posed, looking at something that we can't see, and that her smile only just reaches her lips. Her expression is serene yet amused.



This drawing is off Ray Bradbury, completed in 50 hours, on water colour paper. Clun drew this picture of Bradbury after he sadly passed away. Franco has cleverly given this picture a black background, as this makes Ray's white hair stand out more. His eyes are thoughtful, and his mouth is partly open, as if he is about to say something marvellous, after thinking about it for a long time. Mid way of taking off his glasses, you can see his face miniaturised in the lenses. This makes you think twice about him, and you can tell that he is a thoughtful yet determined and precise at what he does.

Level: 7

Level: 6

- Describing artwork with more complex language
- Describing specific pieces
- Discussing own opinion
- Linking presentation with the artists work.
- Adding relevant quotes

Inheritance

Photographer Andrea Tese's work centers upon an interest of momentous life events that can be found in everyday surroundings. Subjects such as loss, death and the joys of life form the core of Tese's work, as she sets about series that allow slight but meaningful manipulation of settings by the artist.

The very personal Inheritance photographs, are a perfect example of this. In this series, Andrea Tese rearranges the personal objects of her late grandfather within his home, giving the viewer a glimpse of the man himself, as well as jarring hint of what, materially, we leave behind after death and also an idea of the artist herself in the delicate arrangements she creates and photographs. In the artist's own words, "the process of discovery and manipulation is key in much of her recent work and allows her to "blend the past and present to create a new reality and perhaps an imagined future."

including those about Tese's... pedestrian items such as shoes or pots and pans. Despite the potential sentimentality of the project and her audience, Tese's photographs are not defined by her deadpan treatment of the subject, rather, organizing the items into grids, sometimes playful arrangements that allow the viewer to be assessed individually as well as collectively. When viewed together, the photographs allow the viewer to "know" Tese's grandfather, just as her presentation of his possessions speak to the artist's practice and style."

"Clothing, bottles, appliances - relatable objects that serve as the basic accessories of daily life, schematically arranged to form a visual inventory of one man's possessions. The Inheritance project is an exploration of ideas of legacy, identity, and permanence, of what we leave behind and how that defines us. At the same time, it is a deeply personal documentation of the artist's mourning process following the passing of her grandfather."

"Can you capture the soul of a beloved person? How can you move away from the physical aspect of someone in order to pin down his essence? Can we get to the marrow, in spite of the layers of experiences, shared history and thus despite obvious bias?"

A consistent ability to demonstrate critical understanding of sources.

Level: 5

- Describing artwork with technical terms
- Describing specific pieces
- Discussing own opinion
- Linking presentation with the artists work.

Gnasher is known for painting incredibly realistic designs of celebrities and characters from films or books. He focuses on the fine details of each character he paints. Business for David includes unique murals for any customer to have on their walls, large commercial companies such as Nokia and Xbox request designs for their offices.

He paints his murals using spray paints which are generally acrylic based, leaving the finished piece with a shine and texture to it.

I think his work is inspiring as he takes extremely realistic drawings from comics and games and enlarges them onto walls, without losing any of the details. I admire the way he creates 3D effects by using the light and shadows in the drawing.

He runs his own business where people can hire him and explain their ideas and he will go and put those designs onto paper. If that is what the customer desires he will then paint that design onto a bedroom wall or wall of their house.

David Nash is a street artist from Harlow in Essex. His street name (tag) is "Gnasher" which distinguishes his designs. He grew up during the time that many other graffiti artists began painting large realistic characters instead of just words. He studied art and graphic design. He then travelled the world admiring graphic designs and DJing. In 2009 he began his street artist career.

A moderate ability to demonstrate critical understanding of sources.

Level: 4

A moderate ability to demonstrate critical understanding of sources.



Banksy
He works at night and his work is hidden away until he is finished its normally in big cities.

This is a girl reaching for hope but the way he does it is out of the ordinary.



Its different to everyone else its because its street art

Banksy usually uses black and white but sometimes adds one more colour so his work stands out.




I like this because to me Banksy is trying to say don't judge what people are wearing in this picture it's a person dressed as a thug but rather then throwing bricks or bombs its flowers in stead for calm and peace



His work is bold and stands out because it is normally spray painted on walls and buildings



She's pushing all rubbish out wanting a clean fresh start I think this is a good idea because we all want a fresh start in life



Banksy normally makes a statement with his work and often causes offence.

- Describing artwork with technical terms
- Describing specific pieces
- Developing own opinion



Banksy produces simple but detailed three dimensional modern and to scale

Level: 3

Some ability to demonstrate critical understanding of sources.



- Describing artwork with some technical terms
- Developing own opinion

Level: 2

making sculp-
m Sellotape

Some minimal ability to demonstrate critical understanding of sources.

Mark Jenkins

First made Sellotape sculptures as a kid

He puts his sculptures in every day places

First made Sellotape sculptures as a kid

4c/b
Great presentation Thank you.
now add your opinion
It took me a while and I'm proud of it



Mark Jenkins is an American artist

- Describing key points of artwork
- Basic use of own opinion

ANIMAL

GRAFFITI

Level: 1



Level: 1

Minimal ability to demonstrate critical understanding of sources.

