

UCAS

# THE WARRINER SCHOOL SIXTH FORM PARENT TALK

APPLYING TO UNIVERSITY





UCAS



# APPLYING THROUGH UCAS

For courses starting in 2026

Updated: March 2025



Public



# STARTING YOUR APPLICATION



Your Hub

Your personalised homepage and discovery hub

- Hub
- For you
- Favourites
- What to do
- Where to go
- Search

Welcome back Sam  
You're applying for Undergraduate courses in 2026 - [Change year](#)

Start application

2026 Application

Start application



Start an application

Apply to universities and colleges to study degrees, HNDs, and HNCs and dance, drama and music at conservatoires.



Your feed  
Your personal content feed

DISCOVER WHAT TO DO

Browse subjects and careers with related courses and apprenticeships.

[Discover more](#)



FAQS

What subject should I take?

Read our subject guides to see what might be right for you.

HOW TO

How to apply

All you need to know about applying to university, college or an apprenticeship.

DISCOVER CAREERS

Try our quiz and get recommended careers that match your skills and personality traits.

[Take the quiz](#)



FAQS

Key application dates

Find out what you need to do and when.

HOW TO

How to nail that personal statement

Writing a personal statement can be daunting. Follow our tips and advice to help make it easier.

DISCOVER WHERE TO GO

Browse universities, colleges and employers and learn more about cities and regions in the UK.

[Find out more](#)





# PERSONAL DETAILS





# PERSONAL DETAILS

Your name should already show, but you'll need to add your title and complete the other mandatory fields (marked with a \*).

Once you've completed a section you must remember to mark the section as complete and save it at the bottom of each page.

PERSONAL DETAILS

2026 Undergraduate application

Your Personal ID number  
1857802702

[/ UCAS application / Personal details](#)

[Return to application overview](#)

Personal details

Nationality details

Where you live

Contact details

Supporting information

Finance and funding

Education

Employment

Personal statement

Title \*

First and middle name(s) \*

Make sure your name is as it appears on any official documents, such as your passport, birth certificate or driving licence.

Sarah

Last name \*

Make sure your name is as it appears on any official documents, such as your passport, birth certificate or driving licence.

Carver

Previous name(s)

Tell us any other names you've been known by (for example maiden name), as it helps when we're matching educational records.

Preferred first name

Let us know what we, and your chosen universities and colleges, should call you in our correspondence.

Date of birth \*

Day

Month

Year

DD

MM

YYYY

Gender \*

Select the gender you most identify with at this time. You can tell the university or college directly if you'd feel more comfortable identifying in another way, or if this changes.

☐ Man ☐ Woman ☐ I use another term ☐ I prefer not to say

☐ Mark this section as complete \*

You must complete all mandatory fields in this section before you can mark it as complete. All sections must be marked as complete before you can send your application.

Save this section

[Next to Nationality details](#)

[?](#)



# PERSONAL DETAILS

Make sure your name and date of birth is entered as it appears on any official documents (e.g. passport, birth certificate).

Use preferred name to let us know what we should call you in our communications.

Personal details

Nationality details

Where you live

Contact details

Supporting information

Finance and funding

Education

Employment

Personal statement

**First and middle name(s) \***

Make sure your name is as it appears on any official documents, such as your passport, birth certificate or driving licence.

**Last name \***

Make sure your name is as it appears on any official documents, such as your passport, birth certificate or driving licence.

**Previous name(s)**

Tell us any other names you've been known by (for example maiden name), as it helps when we're matching educational records.

**Preferred first name**

Let us know what we, and your chosen universities and colleges, should call you in our correspondence.

**Date of birth \***

Day	Month	Year
DD ▾	MM ▾	YYYY ▾



# NATIONALITY DETAILS





# NATIONALITY DETAILS

Your nationality is associated with the country that would issue you a passport for international travel. If you don't have a passport, it is usually the country in which you were born.

**This is not your ethnicity. Ethnicity refers to your cultural identity and ancestry.** UK resident applicants are asked about ethnicity in the diversity and inclusion section.

Additional questions may appear based on the information you provide.

**What is your country of birth? \***

For the purpose of this question the UK includes the Channel Islands and the Isle of Man.

United Kingdom

**What is your nationality? \***

If you're applying from outside the UK choose your nationality as it appears in your passport. If you have dual nationality and you need a visa to enter the UK, enter your first nationality as it is shown on the passport you intend to use when travelling to the UK for your course.

UK national

**Dual nationality**

If you have dual nationality, select your first nationality in the previous field and your second nationality here.

☐ Mark this section as complete \*

You must complete all mandatory fields in this section before you can mark it as complete. All sections must be marked as complete before you can send your application.

Save this section


[Back to Contact and residency details](#)

[Next to Supporting information](#)



# NATIONALITY DETAILS

Remember, everything with a red asterisk must be answered.

Don't forget to read our help text. Just select  to bring up advice on how to complete the questions.

**What is your country of birth? \***

For the purpose of this question the UK includes the Channel Islands and the Isle of Man.

American Samoa

**Please tell us your date of first entry to UK \***

If you live in the UK, enter the date you arrived. If you are not yet in the UK, enter the course start date.

Day

Month

Year

DD

MM

YYYY

**What is your nationality? \***

Please tell us the nationality shown on your passport (or on your National ID if you don't have a passport). You can add two nationalities to your application. Please list the nationality in the passport you'll be using to study in the UK first.

**Dual nationality**

If you haven't already, it is important to tell us about any UK or Irish nationality you may have.

☐ Mark this section as complete \*

<

**Help for first entry to the UK**

This is the date that you first entered the UK for the purpose of residence or study. If you are not yet sure of the date you will enter the UK, please give an approximate date, or the start date of the course.

Do not include any holidays, trips for interviews/auditions, or previous short-term visits.

×

# WHERE YOU LIVE






# WHERE YOU LIVE

You must add three years of residency history between 1 September 2023 and 1 September 2026.

Your current address should be added first, once this has been added it can only be edited not deleted.

Then add your previous addresses until September 2023.

Select  to see our help text with advice about to help with this section.

## Where you live

We need to collect the addresses where you have been living since 1 September 2023. By giving us this information, universities and colleges can determine where you have been living for the three years prior to your course.

If you split your time between two addresses, for example, your parents live apart, please tell us about the address you spend the most time at.

The addresses in this section will not be used to contact you. You can add your postal address in the contact details section.

### Add current address

Address type \*

What date did you start living here? \*

Please ignore any temporary absences from where you normally live, for example travelling, gap year or work.

Month Year

Tell us the reason you are living here. \*

Universities and colleges need to know whether you are living here permanently or for a temporary reason

Save address

## Need some help?

Questions from this page that you might need help with:

[Help for area of permanent residence](#)

[Help for residential category](#)

[Help for this section](#)

Need some more general help with your application?

[Guide to completing your UCAS application](#)



# CONTACT DETAILS





# CONTACT DETAILS

Your email will be used by both UCAS and your university and college choices.

If you're using a school or college email address, make sure you can always access it, so you don't miss anything important.

We would advise using a personal email address, which can be updated in the Hub preferences.

Contact details

Mobile telephone number

United Kingdom (+4... ▾

Other telephone number

United Kingdom (+4... ▾

Email address \*

You can update your email address in your UCAS profile

jacob.mule1@mailinator.com

Postal address

Address type \*

UK address ▾

Address lookup

[Click here](#) to enter your address manually

Nominated access

Do you want someone else to be able to act, or speak on your behalf, about your application? e.g. A parent, teacher, other relative or guardian. If you are using an agent, you can choose to enter their details.

You're able to enter details of someone you're happy to help manage your application - this is called nominated access.

☐ Yes ☒ No

☐ Mark this section as complete \*

You must complete all mandatory fields in this section before you can mark it as complete. All sections must be marked as complete before you can send your application.

Save this section

# SUPPORTING INFORMATION





# SUPPORTING INFORMATION

All questions are mandatory (\*), but you have the option of

- *I don't know*
- *Prefer not to say.*

Have you ever lived or worked in the EU (excluding the UK), European Economic Area (EEA) or Switzerland? \*

Do you have a parent, step parent, spouse or civil partner who is an EU (excluding the UK), EEA or Swiss national? \*

☐ Mark this section as complete \*

You must complete all mandatory fields in this section before you can mark it as complete. All sections must be marked as complete before you can send your application.

Save this section

# FINANCE AND FUNDING






# FINANCE AND FUNDING

You will only be asked further questions in finance and funding if you select UK, ChI, IoM or EU Student Finance Services.

We'll ask you for your current local authority under 'Student support arrangements'.

Select  to see our help text with advice about this.

For more information head to:  
[ucas.com/finance](https://ucas.com/finance)

## What will be your main source of funding for your studies? \*

Select an option from the drop-down list to tell us how you expect to pay for your tuition fees. Most applicants from the UK, Channel Islands, Isle of Man, and those eligible EU students under the EU Settlement Scheme will be in the category UK, ChI, IoM, or EU student finance.

This guidance has been created based on [eligibility advice](#) from the Student Loans Company, and you should give your answer as guided. Universities and colleges are aware that EU applicants will be selecting the UK, ChI, IoM or EU student finance option.

If you require additional guidance, we recommend contacting [the UK Council for International Student Affairs](#).

UK, ChI, IoM or EU student finance services ▾

## Student support arrangements

Tell us who will assess you for tuition fees, or how you will pay for your course. Please select the option which best describes your situation.

▾

☐ Mark this section as complete \*

You must complete all mandatory fields in this section before you can mark it as complete. All sections must be marked as complete before you can send your application.

Save this section



## What will be your main source of funding for your studies?

You need to select one category from the list to tell us how you expect to pay for your tuition fees. Most applicants from the UK, Channel Islands, Isle of Man, and the EU will pick the second category. You should pick that category if you are eligible for assessment under student support arrangements, even if you think your family income will be too high for you to receive support.

The choices are as follows:

Private finance – Entire cost of tuition fees is to be paid by private finance.

UK, ChI, IoM, or EU student finance services – Applying for student support assessment by



# DIVERSITY AND INCLUSION



YOU'LL ONLY SEE THESE QUESTIONS IF YOU HAVE A UK HOME ADDRESS.

# DIVERSITY AND INCLUSION

You'll only see these questions if you have a UK home address.

There are two mandatory fields(\*), but you have the option to respond with **I prefer not to say**.

This information is only shared with universities or colleges once you have secured a place, it does not influence any decision making. It's used to ensure applications are treated fairly.

**Equality monitoring**

**Ethnic origin \***

**What is your religion or belief?**

**What is your sexual orientation?**

**Do you identify as transgender?**

Yes

No

**I prefer not to say**

Select yes if you've ever lived in public care or as a looked-after child, including.



# DIVERSITY AND INCLUSION

Growing up in care means you are entitled to a range of practical support; for example, during your application, financial assistance, year-round accommodation, or help with managing your health and wellbeing.

When you give this information, you are letting the university or college know that you may need additional support during your studies. They may get in touch to tell you more about the benefits and options available, if you want it.

## Care support information

### Have you been in care?

Select yes if you've ever lived in public care or as a looked-after child, including:

- with foster carers under local authority care
- in a residential children's home
- being 'looked after at home' under a supervision order
- living with friends or relatives in kinship care

Note: This does not refer to time spent in boarding schools, working in a care or healthcare setting, or if you are a carer yourself

For more information about answering this question read our [FAQs](#).

☒ Yes ☐ No

### Duration in care \*

# DIVERSITY AND INCLUSION

You can select *I prefer not to say* for the parental education question.

For the occupational background, you must type at least 3 letters into the response field, and then select an option from the menu that appears below it.

If you prefer not to give this information, please enter '*I prefer not to say*'.

## Parental education

Do any of your parents, step-parents or guardians have any higher education qualification, such as a degree, diploma, or certificate of higher education?

## Occupational background \*

Please give the job title of your parent, step-parent, or guardian who earns the most, if you are under 21. If she or he is retired or unemployed, give their most recent job title. If you prefer not to give this information, please enter 'I prefer not to say'. If you are 21 or over, please give your own job title. If you can't find a match for the job title you want to enter, please choose the one closest to it.

# MORE ABOUT YOU





# MORE ABOUT YOU

You can share any individual needs or circumstances, such as a disability or health condition. Sharing this information helps the university connect you to the right support – they may send you more information or contact you to discuss what would help you succeed. See our support on [individual needs](#) for more advice.

If you don't have any conditions to report, you select "No disability" to mark the section as complete.

Every year, over 60,000 students with a physical and/or mental health condition, long-term illness, or learning difference apply through UCAS to study at a university or college in the UK, and access a range of support available to help with their studies, day-to-day activities, travel, or lifestyle. Would you consider yourself as living with any of the following: \*

- A learning difference (e.g. dyslexia, dyspraxia, or AD(H)D)
- A physical impairment or challenges with mobility (e.g. climbing stairs or uneven surfaces), or dexterity (e.g. using a keyboard or laboratory equipment)
- A condition or impairment not listed (please give details in the box below)
- Two or more impairments or conditions (please give details in the box below)
- A social, behavioural or communication impairment (e.g. an autistic spectrum condition, Tourette's Syndrome, or speech and language difficulties including stammering)
- None
- A visual impairment uncorrected by glasses (e.g. blindness or partial sight)
- A hearing impairment (e.g. deafness or partial hearing)
- A long-term illness or health condition which may involve pain or cause fatigue, loss of concentration or breathing difficulties – including any effects from taking associated medication.
- A mental health condition, challenge or disorder (e.g. anxiety or depression)

# MORE ABOUT YOU

You might feel uncertain about sharing personal circumstances, be reassured it's never used to decide whether to offer you a place, but it might be used to make you an offer that looks at your achievements in context.

These questions are intended to connect you to the right support for your needs.

Select  to see our help text with advice about this.

You will only see these questions if you have a UK home address.

Would you consider yourself estranged from both your parents (i.e. you are not in contact with and supported by either of your parents)?

☐ Yes ☐ No

Do you have any unpaid caring responsibilities (not including parenting)?

☐ Yes ☐ No

Are you a parent or do you have parenting responsibilities for a child aged 17 or under?

☐ Yes ☐ No

Do you have official refugee status or limited leave to remain, or are you seeking asylum?

☐ No ☐ The UK government has granted me refugee status or humanitarian protection in the UK  
☐ I have limited or discretionary leave to remain in the UK ☐ I'm currently seeking asylum in the UK

Do you have a parent or carer who currently serves in the UK Armed Forces, or who has done so in the past?

☐ Yes ☐ No

Have you ever served in the UK Armed Forces?

☐ Yes ☐ No

Are you currently receiving free school meals, or were you in receipt of free school meals between the ages of 11 to 18?

☐ Yes ☐ No ☐ Don't know

☐ Mark this section as complete \*

## Need some help?

Questions from this page that you might need help with:

[Help for disability](#)  
[Help for estranged](#)  
[Help for caring responsibilities](#)  
[Help for parental responsibilities](#)  
[Help for refugees](#)  
[Help for parent armed forces](#)  
[Help for armed forces](#)  
[Help for free school meals](#)

Need some more general help with your application?

[Guide to completing your UCAS application](#)



# MORE ABOUT YOU

## UCAS Free Schools meal Application Fee Waiver

You must answer, 'Yes' to this question in 'More about you' to identify you are eligible for the free school meals application fee waiver.

[Read our guidance to check if you're eligible to have your application fee waived.](#)

Your school or college will need to agree to your eligibility when reviewing your application and may require you to evidence this.

Are you currently receiving free school meals, or were you in receipt of free school meals between the ages of 11 to 18?

☒ Yes ☐ No ☐ Don't know

☒ Mark this section as complete \*

You must complete all mandatory fields in this section before you can mark it as complete. All sections must be marked as complete before you can send your application.

Save this section



### Help for free school meals

Young people in the UK are usually eligible for free school meals if their parents or carers are on a low income or in receipt of certain benefits. If you're not sure, ask your school – they will be able to confirm this for you. You may also be eligible if you're paid qualifying benefits directly, instead of through your parent or carer. For more information about answering this question read our [FAQs](#).



# EDUCATION




# EDUCATION

You must enter all your qualifications from secondary education onwards – whether you have the result (even any that were ungraded) or you're still awaiting exams and results.

First you need to add details of where you've studied, or are studying, then add qualifications.

Start by clicking **Add place of education**.

You'll be asked for a 'Unique Learner Number' – if you don't have one leave the question blank.

Add place of education

## Unique Learner Number (ULN)

**Students in England, Wales and Northern Ireland ONLY** – This is a unique 10-digit number, which is usually printed on your qualification certificates or results slip. If you are applying from a school or college, they may also have this number. Inputting this number can help us to check the information you submit, but if you don't have one or don't know yours, please leave this blank

## English language certificates

English language certificates are often needed for international students as an entry requirement for the course.

Not everyone will need an English language certificate. If you're unsure whether you need one, check the entry requirements for the course on the search tool.

If you have a language certificate that is not listed here, ie Pearson, Cambridge you can add these as a qualification in the section above.

## Test of English as a Foreign Language (TOEFL) Number

## International English Language Testing System (IELTS) TRF Number

☐ Mark this section as complete\*

You must complete all mandatory fields in this section before you can mark it as complete. All sections must be marked as complete before you can send your application.

Save this section

# EDUCATION

## Unique Learner Number (ULN)

Students in England, Wales and Northern Ireland ONLY – This 10-digit is usually printed on your qualification certificates or results slip. Inputting this number can help us to check the information you submit, but if you don't have one or don't know yours, please leave this blank.

**English language tests** can be entered here too, if you have any other English language tests they can be added as a qualification.

### Unique Learner Number (ULN)

**Students in England, Wales and Northern Ireland ONLY** – This is a unique 10-digit number, which is usually printed on your qualification certificates or results slip. If you are applying from a school or college, they may also have this number. Inputting this number can help us to check the information you submit, but if you don't have one or don't know yours, please leave this blank

### English language certificates

English language certificates are often needed for international students as an entry requirement for the course.

Not everyone will need an English language certificate. If you're unsure whether you need one, check the entry requirements for the course on the search tool.

If you have a language certificate that is not listed here, ie Pearson, Cambridge you can add these as a qualification in the section above.

### Test of English as a Foreign Language (TOEFL) Number

### International English Language Testing System (IELTS) TRF Number

# EDUCATION

If you are linked to a school/college, when you click on 'Add place of education', you'll be asked to add it.

If you can't find the name you can type this in and add it.

If you've attended another school or college, type the name of where you studied. Once you find your centre, click on the name and the Exam centre number will automatically populate.

Add when you started and finished; if you're still studying add the month, you're due to finish.

You are linked to UCAS SCHOOL, CHELTENHAM, would you like to add this centre?

Yes

No

Name of the school, college, or university \*

Exam centre number

This may be automatically filled in based on your school, college, or university

Start date \*

Month Year

End date \*

Select the date you left or plan to leave.

Month Year

Attendance type \*

☐ Full time ☐ Part time ☐ Exam only

Study Mode \*

If you had lessons that were taken online over COVID lockdowns but now returned to school-based, please select "In person".

☐ Online ☐ In person

Save and add Qualification

Save and return to Education Section

Cancel



# EDUCATION

Tell us how you studied at each place of education.

For type of study did you attend full time, part time or exam only.

For study mode did you attend a centre in person or if you studied a course completely remotely, select online.

## Type of study \*

☐ Full time ☐ Part time ☐ Exam only

## Study Mode \*

☐ Online ☐ In Person

Save and add Qualification

Save and return to Education Section

# EDUCATION

If you are linked to your school or college then select 'All qualifications' and the shortlisted qualifications provided will appear to help you choose the correct qualifications.

If you are not sure of the qualification you are taking, please check with your school/college or adviser.

If there's no shortlist, select the qualification category then use the search to narrow this down. If you are searching for a qualification, make sure you use the full qualification title. For more [help and advice](#) head to [ucas.com](https://ucas.com).

## Pick your qualification type

Choose the type of qualification you would like to add - you can search for specific qualifications and view those shortlisted by your adviser within each group.

A Level, AS, EPQ, and T Levels

GCSE and equivalent

BTEC

Job related

Scottish qualifications

International and EU

Baccalaureate

Apprenticeships

Access to HE

Technical (not including BTEC)

Core maths

HNC, HND, and Degrees

Performance, Art, and Design

More UK Qualifications

All qualifications

## Search for your qualifications

Search for keywords from your Qualification title or Country to narrow down the list. If your qualification isn't listed, use the "All qualifications" filter and search there. Still no results? Try removing any country filters and searching "Other" under "All qualifications".

### Shortlist provided by your school or college.

- + Cambridge International A Level
- + Extended Project (Level 3)
- + GCE Advanced Level (A-Level)
- + GCE Advanced Subsidiary
- + GCSE (Grade 9-1)
- + GCSE Double Award (9-9 to 1-1)
- + International Baccalaureate - Extended Essay
- + International Baccalaureate Diploma
- + T Level Technical Qualification - Core Component
- + T Level Technical Qualification - Industry Placement
- + T Level Technical Qualification - Overall Grade
- + T Level Technical Qualification - Specialism

# EDUCATION

It's important the awarding organisation is entered accurately – speak to your teacher or adviser if you're not sure what this is.

If you haven't finished the qualification or had your result, then choose **Pending\*** in the Grade field.

When adding qualifications you'll sometimes have the option of adding modules. Not all universities need you to, but some do, always check the course entry requirements to see if modules are mentioned. If they are, be sure to include them on your UCAS application.

\* If presented with a free text box then the result must be left blank.

### Add GCE Advanced Level (A-Level)

Entering unit details for A levels is optional

Subject *	Qualification date *	Awarding organisation *	Grade *
<input type="text" value="Type and select the subject you studied"/>	MM ▼ YYYY ▼	▼	▼

Universities and colleges may find module/unit information useful if there are specific subject requirements for the courses you choose

Module title	Grade
<input type="text"/>	▼

[Add another module](#)

[Save qualifications](#) [Save and add another](#) [Cancel](#)

Pending

A\*

A

B

C

D

E

O

N

U

Other


# EDUCATION

The education section is an important part of your application. It shows your qualifications and helps universities and colleges decide if you meet their requirements.

Double check all details are correct, especially qualification titles, levels, and awarding organisations.

If you're not sure which version of a qualification you're taking, ask your school or college, or exams officer for help.

You must enter at least one qualification or employment record before marking the sections as complete. Warnings will guide you on the next steps.

 You cannot mark this section as complete because you have not entered any qualifications or details of employment. If you have/will receive qualifications please add one to mark the section as complete.

☒ Mark this section as complete \*

You must complete all mandatory fields in this section before you can mark it as complete. All sections must be marked as complete before you can send your application.

Save this section



# EMPLOYMENT



# EMPLOYMENT

Include details of any paid employment relevant to the courses or subjects you're applying for.

Any unpaid or voluntary work relevant to the courses or subjects you're applying for shouldn't be included in this section – you may wish mention that in your personal statement.

If you don't have any paid work experience, leave this section blank, and mark it as complete.

☒ Mark this section as complete \*

You must complete all mandatory fields in this section before you can mark it as complete. All sections must be marked as complete before you can send your application.

Save this section

# EXTRA ACTIVITIES



You'll only see this section if you have a UK home address.

# EXTRA ACTIVITIES

Please add any activity you have taken part in to prepare for higher education.

These include national or regional schemes, university-run programmes, summer schools, taster courses, and booster courses.

Open days are **not relevant** to this question.

If you haven't attended any such activity, please leave this section blank and mark it as complete

## Extra activities

Have you attended an activity to prepare you for higher education?

Please select any activity you have taken part in to prepare for higher education. For example: national or regional schemes, university-run programmes, summer schools, campus days, taster courses, and booster courses. You can also use your personal statement to include more details about the activities you took part in, the skills you learned, and how this prepared you for higher education.

Note: Open days are not relevant to this question.

If you haven't attended any such activity, please leave this section blank.

If this section is relevant to you, please provide the following details:

  
Add activity

☒ Mark this section as complete \*

You must complete all mandatory fields in this section before you can mark it as complete. All sections must be marked as complete before you can send your application.

Save this section



# EXTRA ACTIVITIES

If this section is relevant to you, you need to include:

- type of activity
- name of the activity provider (from a drop-down list)
- name of the activity/programme (a free-text box)
- dates of the activity.

If the type of activity you attended is not listed, please select 'Other'.

### Add activity

Type of activity \*

Campus visit  
Information Advice and Guidance  
Masterclass/ subject insight  
Mentoring  
Online  
Skills and attainment raising activity  
Summer School  
Workshop in School/college  
Other

Characters used: 0 of 100 characters

Start date \*

Day	Month	Year
DD ▾	MM ▾	YYYY ▾

End date \*

Day	Month	Year
DD ▾	MM ▾	YYYY ▾

Save

Cancel

# EXTRA ACTIVITIES

The activity provider is the organiser of the activity. It may be a university or college, or a national, regional, or local organisation.

If the activity provider isn't listed, please select "Other". If you're unsure of the answer, contact whoever organised the activity to find out, and, if you're still unsure, select 'Don't know'.

### Add activity

Type of activity \*

Mentoring

Activity provider \*

Aim Higher

YG&T

Sutton Trust

LEAPS

GOALS

ASPIRENorth

Other

Don't know

Reaching Wider

Discovering Queen's programme

LIFT OFF

FOCUS West

Realising Opportunities

UNIQ Summer School

Villiers Park post-16 Residential Course

Villiers Park Scholars Programme

Academic Enrichment programme (AEP)

Higher Education Insight Programme (HEI)

Aston Progression Pathways

Save

Cancel

# EXTRA ACTIVITIES

Add the official title of the activity. If you're unsure of the answer, contact whoever organised the activity to find out.

You can add a maximum of 2 activities.

You can use your personal statement to include more details about these and other activities you took part in; reflecting on the skills learned, and how this prepared you for higher education.

### Add activity

Type of activity \*

Mentoring

Activity provider \*

Name of the activity/programme

This is a free text box of 100 characters.

Characters used: 42 of 100 characters

Start date \*

Day

DD

Month

MM

Year

YYYY

End date \*

Day

DD

Month

MM

Year

YYYY

Save

Cancel

# PERSONAL STATEMENT





# PERSONAL STATEMENT

You can save and edit this as many times as you need to.

If it's over the character count you can't 'Complete' it until it meets the count.

If you try to navigate away without saving your work. We'll remind you with a pop-up warning.

You can expand each question box by dragging the bottom right-hand corner.

**Why do you want to study this course or subject? \***

This is your opportunity to showcase your passion and knowledge of your chosen subject area and to demonstrate to universities and colleges why they are a good fit for you and your future ambitions.

Please use a minimum of 350 characters in this section (350 needed)

**How have your qualifications and studies helped you to prepare for this course or subject? \***

This is your chance to shout about the relevant or transferable skills you've gained from your education and highlight your understanding of how they will help you succeed in this subject area.

Please use a minimum of 350 characters in this section (350 needed)

**What else have you done to prepare outside of education, and why are these experiences useful? \***

This is your chance to reflect on any other activities you have undertaken outside of your education or personal experiences which further demonstrate your suitability for the course. This section is likely to be deeply personal to you, so anything you include should be meaningful and relevant to you.

Please use a minimum of 350 characters in this section (350 needed)

Overall character count  
0 / 4000

# PERSONAL STATEMENT

Remember we'll carry out checks to verify your personal statement is your own work.

If it looks like it's been copied from other sources, we'll tell the universities and colleges you applied to, and they'll decide what to do next.

We'll also contact you by email to tell you this has happened.

Check out [ucas.com](https://ucas.com) for all the support in writing your personal statement.

Overall character count  
2235 / 4000

## What else have you done to prepare outside of education, and why are these experiences useful? \*

This is your chance to reflect on any other activities you have undertaken outside of your education, or personal experiences which further demonstrate your suitability for the course. This section is likely to be deeply personal to you, so anything you include should be meaningful and relevant to you.

This is your chance to talk about any other activities you have undertaken outside of your formal education or personal experiences which further demonstrate your suitability for the course. This section is likely to be highly personal to you and anything you do include should reflect on why you're including it.

Examples of what you might talk about here could include work experience, employment, or volunteering. Personal life experiences or responsibilities. Hobbies and any extracurricular or outreach activities. Post-education activities.

Minimum number of characters met

☒ Mark this section as complete \*

You must complete all mandatory fields in this section before you can mark it as complete. All sections must be marked as complete before you can send your application.

Save this section

# AN INTRODUCTION TO YOUR UCAS PERSONAL STATEMENT

UCAS



# WHAT'S THE PURPOSE?

It's your chance to:

- **show** your curiosity, knowledge and passion.
- **evidence** relevant skills and your potential.
- **communicate** your genuine interest and a desire to learn more.


Question prompts are there to help you but remember to:

- **link** your academic, extra-curricular and other experiences to your chosen area(s) of study.
- use relevant **examples** throughout your personal statement.

Don't panic about the sections:

- the important thing is to **explain** why you're including the example.
- reflect on what you've **learned** from it.
- the statement will still be reviewed as one piece.

**REMEMBER** THERE'S NO RIGHT OR WRONG!






# FORMAT AND STRUCTURE




Three sections with question prompts



4,000-total character count split across sections



Minimum character count 350 characters per section



Don't waste characters listing grades and subjects



Don't repeat information across sections



# WHAT ARE THE QUESTIONS?



Why do you want to study this course or subject?



How have your qualifications and studies helped you to prepare for this course or subject?



*What else have you done to prepare outside of education, and why are these experiences useful?*



# UNIVERSITIES & COLLEGES WILL CONSIDER

- Have you chosen the course for the right reasons?
- Do you have a depth of interest in the subject?
- Do you appear motivated and committed?
- Can you study independently?
- Are you genuinely engaged and knowledgeable about the area you're applying to?



# WHERE CAN I START?

There are lots of places you can start to research the details of the course(s) / subject you're looking to apply to.

- Start by looking at the course description; this'll help you with what to include and give you a good idea of what they are looking for.
- If you visit a UCAS Discovery event, ask the university or college representatives.
- Attend an open day and ask faculty staff what they like to see in the personal statement.

**Remember** requirements may differ for each university or college, as well as depending heavily on the course. So, this research on your chosen area of study is vital before you start writing your personal statement.



# Q1: WHY DO YOU WANT TO STUDY THIS COURSE OR SUBJECT?

You'll want to show **evidence** of passion, curiosity and interest, this might include:

## Motivations for studying this course(s):

- Have you been inspired by a key role model or moment in your life?
- Is it a subject you love and want to pursue further?
- What is your drive?
- How has your path led you to this course or subject area?

## Knowledge of this subject area and interests:

- Is there a particular subject area you've researched?
- Something you can't wait to learn more about?
- What about a book or subject expert doing great things that's sparked your interest?

## Future plans; demonstrate why this course/subject is a good fit:

- Do you already have a particular profession in mind?
- How might you use your studies to launch your career?
- What's important to you and your future, and how might the knowledge gained from this course(s) help you achieve this?

**Remember** these are just some examples, you don't need to include it all. The key is to research the course(s) to find out what might be most relevant.





# Q2: HOW HAVE YOUR QUALIFICATIONS AND STUDIES HELPED YOU TO PREPARE FOR THIS COURSE OR SUBJECT?

Focus on what's most **recent** and **relevant** to your subject or course(s), examples could include:

## How your studies or training relate to chosen course(s) or subject area:

- This could be your current or previous studies.
- This could be from any form of formal education – think school, college, training, or short online courses.

## What relevant or transferable skills have you got that make you a great candidate:

- Are there a couple of subjects that helped you develop a core set of relevant skills required for your chosen course(s).
- Maybe a particular module or project helped you understand where your interests and strengths lie.

## Any relevant educational achievements

- Universities and colleges will see your grades on your application - don't waste space talking about these.
- Focus on your other accomplishments like a competition, holding a position of responsibility or representing the school/college.

**Remember** these are just some examples, you don't need to include it all. The key is to research the course(s) to find out what might be most relevant.



# Q3: WHAT ELSE HAVE YOU DONE TO PREPARE OUTSIDE OF EDUCATION, AND WHY ARE THESE EXPERIENCES USEFUL?

Examples should be **reflective** and **demonstrate** further **suitability** for your subject or course(s), this could include:

## Work experience, employment, or volunteering

- In-person or virtual work experience.
- Paid for work or volunteering.
- The key thing is reflection on the experiences and the skills gained relevant to your chosen course(s).

## Personal life experiences or responsibilities

- Is there a situation you've personally overcome that has influenced your decision?
- Are there personal experiences that have helped you develop essential qualities for the course?

## Hobbies and any extracurricular or outreach activities:

- Think sports, reading, community work, summer schools.
- Any activities outside of core studies that help further showcase why you'd make a great student.

## Achievements outside of school or college

- This could be a position of responsibility for local clubs or groups, competitions, or qualifications you've attained outside of the classroom.

**Remember** these are just some examples, you don't need to include it all. The key is to research the course(s) to find out what might be most relevant.



# ADDING A CHOICE



# ADDING A CHOICE

Start typing the **name** of the university or college, select from the options displayed.

Do the same for the course you have selected.

Locations and start dates are displayed according to the course details.

Universities and colleges will display the points of entry available in the UCAS course search, check this if you're not sure.

Add choice

Add choice

University/college name \*

Search for institution

Course \*

Search for course

Location \*

Start date \*

Further details

You only need to provide information here if your chosen university or college has asked you to.

Point of entry

This tells the universities and colleges which year of the course you want to start, e.g. point of entry one is the first year of the course. If you wish to start in the first year of the course leave the box blank and you will automatically be considered for the first year. Enter 0 if you intend to take a foundation year – not all universities offer a foundation year so please check before applying.

If you've spoken to your chosen university or college and they are willing to consider your application to start the course after the first year, please enter the relevant number for the year, e.g. second year = 2, third year = 3, etc.


Live at home while studying? \*

☐ Yes ☐ No

Save

Cancel

55

 Public

# ADDING A CHOICE

There is a maximum of **five** choices and choice restrictions may apply. A maximum of **four** courses from medicine, dentistry, veterinary medicine or veterinary science, and either the University of Oxford OR the University of Cambridge.

Once all choices are added you must mark the section as complete to be able to submit.

Choices do not need to be added in any preference order. Universities / colleges can only see where else you've applied once they've made their offer and you've decided whether to accept them as your firm or insurance choice.

The screenshot shows the 'Your choices' section of the UCAS application portal. At the top right is a search bar labeled 'Search for courses' with a magnifying glass icon and the text 'Find courses and providers'. Below this is a large blue button with a white plus sign and the text 'Add choice'. Underneath the button are two white cards, each representing a choice. The first card is for 'Accounting and Finance (N400)' at 'Aberystwyth University (A40)'. It lists details: Location: Main Site (Aberystwyth), Start date: 01 September 2022, Further details: Not provided, Point of entry: 1st year, Deferred entry: Yes, and Live at home while studying: No. The second card is for 'Accounting and Finance (with integrated Foundation) (NN44)' at 'University of Buckingham (B90)'. It lists details: Location: Main Site, Start date: 23 September 2022, Further details: Not provided, Point of entry: 1st year, Deferred entry: Yes, and Live at home while studying: No. Each card has a three-dot menu icon in the bottom right corner.

You can add up to 5 choices to your application. You can change your choices until you send your application to us. All sections must be marked as complete before you can send your application to us.

Mark complete




# ADDING A CHOICE

Some courses have extra admissions tests and assessments.



We'll show these in **blue text** on the choice card.

This should not be a surprise to you, as you should have seen details of this when researching the course.

**Your choices**

 **Add choice**

**Medicine (A100)**  
**University of Anywhere (A99)**  
**Location:** Christ Church  
**Start date:** 01 October 2022  
**Further details:** *Not provided*  
**Point of entry:** 1st year  
**Deferred entry:** Yes  
**Live at home while studying:** No  
**Criminal convictions declaration:** Undeclared

**INFO**  
 **You may need to take an admissions test**  
As part of the application process for this course you may need to sit the following admissions tests: Bio-Medical Admissions Test (BMAT)  
 **There may be an assessment**  
You may be required to attend an interview or audition or provide a portfolio, essay or other piece of work to help the course tutor decide if you're suitable for this course.

...

# ADDING A CHOICE

Click anywhere on a choice card to expand it or collapse it.

Any choice combinations that are not permitted will be flagged with **red text** on the right of each relevant card.

For example, these screens show error messages for students trying to apply to University of Cambridge and University of Oxford.

The image displays two screenshots of the UCAS application interface, illustrating error messages for students attempting to apply to both the University of Cambridge and the University of Oxford.

**Top Screenshot (University of Cambridge):**

- Choice Card:** Medicine (A100), University of Cambridge (C05). Details include Location: Girton, Start date: 01 October 2021, Further details: Not provided, Point of entry: 1st year, Deferred entry: No, Live at home while studying: No, and Criminal convictions declaration: Undeclared.
- INFO Panel:**
  - Check your choices:** You can usually only apply to one course at either the University of Oxford or the University of Cambridge. The only exception is if you'll be a graduate by 30 September 2021 and you're applying to Cambridge for graduate medicine (course A101). If so, you can also apply to medicine (course A100) at Cambridge, as well as graduate medicine (course A101) at Oxford.
  - You may need to take an admissions test:** As part of the application process for this course you may need to sit the following admissions tests: Bio-Medical Admissions Test (BMAT).
  - There may be an assessment:** You may be required to attend an interview or audition or provide a portfolio, essay or other piece of work to help the course tutor decide if you're suitable for this course.

**Bottom Screenshot (University of Oxford):**

- Choice Card:** Medicine (A100), University of Oxford (O33).
- INFO Panel:**
  - You can't make two or more applications to Oxford:** This message is highlighted in red.
  - You may need to take an admissions test:**
  - There may be an assessment:**

# SUBMITTING THE APPLICATION





# SUBMITTING THE APPLICATION

All parts of the application must be complete and showing 'Ready to Send' before being able to review and submit to your school, college or centre.

# UCAS APPLICATION

2025 Undergraduate application

Your Personal ID number  
1270051406

/ UCAS application

Application status

Centre information

Group  
Default Group

CHOICES

1 / 5

PROFILE

100%

PERSONAL STATEMENT

✓

READY TO SEND

Review and submit





# SUBMITTING THE APPLICATION

By accepting the terms and conditions you are confirming you have read and understood the terms and conditions, and that the information you have provided is true, complete and accurate.

You can collapse these by clicking the ▼.

Either **Accept and proceed**, or you can 'Return to application'.

## SUBMITTING YOUR APPLICATION

2026 Undergraduate application

Your Personal ID number  
1280033960

🏠 / UCAS application / Submitting your application

1

2

3

Check your applicationTerms and conditionsPay and submit

### Terms and **conditions**

It is important that you read this declaration carefully so that you are happy you understand its content.

[EXPAND ALL](#) [COLLAPSE ALL](#)

▼

#### Your application

It is important that you read this declaration carefully so that you are happy you understand its content.

We will ask you to confirm your agreement by ticking a box in the Terms and Conditions section before you submit your application. By ticking this box, we will consider that you accept the terms of the declaration set out below and [privacy policy](#); we cannot process your application unless you do so.

##### a. How we verify the information you provide

We may take any necessary steps to check with you and other parties, including universities, colleges and examination and awarding bodies whether the information you have provided is accurate and complete if we, or a university or college, have any reason to believe that you or your referee have: if we, or a university or college, have any reason to believe that you or your referee have:

- left out any relevant information, including any previous academic study, qualifications you have completed, qualifications with an unsuccessful grade or qualifications for which you are still awaiting results
- given false or misleading information

We have the right to cancel your application without refunding your application fee if we determine (having carried out any necessary checks), or have reasonable belief, that your application contains false information.

If you have any reason to believe that information we hold about you is not true, complete and accurate, you must tell us.

If we need to verify your identity, we may use details in your application by making checks using any official, publicly available or commercially available identity checking services. If any adverse information is revealed about you we will let you know so that you have an opportunity to respond.

# Pay and Submit



# PAY BY CARD

If you are paying for your application yourself, select 'Pay by card' and enter your card details.

1

Check your application

2

Terms and conditions

3

Pay and submit

Pay and **submit**

Which payment option should I choose?

You cannot amend this choice later so please select the right option for you.

Pay by card

Select this option if you are paying the application fee of £28.95 yourself. We accept the following credit and debit cards for payment.

VISA

JCB

Amount due £28.95

The next screen you see may be from your card issuer. It is here to give you added protection when making online payments.

Pay by card

Back to Terms and conditions

Return to application



# FREE SCHOOL MEAL APPLICATION FEE WAIVER

If you are eligible for the free school meals waiver you need to choose 'Apply with FSM fee waiver', when you 'Pay and submit'.

If you can't see this option but think you're eligible:

1. Check you have answered 'Yes' to the question in 'More about you'.
2. Check with your school or college BEFORE entering any card details.

Once you pay by card (even if you are eligible), this cannot be reversed; a fee waiver cannot be applied after you have completed the pay and submit process.



## Pay and **submit**

### Which payment option should I choose?

You cannot amend this choice later so please select the right option for you.

#### Free school meals (FSM) waiver

You have answered 'yes' to the free school meal question. You should use the 'Apply with FSM fee waiver' below.

UCAS is waiving the application fee for students who have received **free school meals funded by the UK government**; if you have received free school meals at any point in the last six years, you do not need to pay the UCAS application fee.

Your school, college or centre will need to agree you receive/have received free school meals, once you submit your application.

[Check if you are eligible](#)

[Apply with FSM fee waiver](#)

#### Pay by card

Select this option if you are paying the application fee of £28.95 yourself. We accept the following credit and debit cards for payment.



**Amount due £28.95**

The next screen you see may be from your card issuer. It is here to give you added protection when making online payments.

[Pay by card](#)

[Back to Terms and conditions](#)

[Return to application](#)



# SUBMIT

When you've paid and submitted your application, it will go to your school/college to check.

They will submit the application to UCAS.

If you log in after you've submitted your application, you'll see a read-only version of it.

The screenshot shows a web interface for a UCAS application. At the top, a teal banner contains a link to 'Return to your Hub', a message stating 'This is a read only version of your application which is with an adviser at UCAS Test and training centre.', and links for 'Contact' and 'Download as PDF'. Below the banner is a sidebar with a list of application sections: Personal details, Contact and residency details, Employment, Education, Nationality details, Supporting information, English language skills, Finance and funding, Diversity and inclusion, and Personal statement. The main content area displays two sections: 'Personal details' and 'Contact and residency details'. The 'Personal details' section contains a table with the following information:

Title	Ms
First name	Rose
Last name	Hill
Previous name(s)	Not provided
Preferred name	Not provided
Date of birth	08/02/1996
Gender	Female

The 'Contact and residency details' section contains a table with the following information:


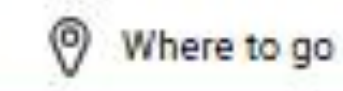
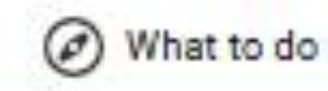

Mobile telephone number	01234567890
Other telephone number	Not provided



# Your Hub

Your personalised homepage and discovery hub

UCAS



## Welcome back Sam

You're applying for Undergraduate courses in 2026 - [Change year](#)

[Start application](#)

### 2026 Undergraduate Application

Personal ID: 1280033960

[Go to application](#)



### Submitted to your school or college

Your application has been sent to your school or college and is being checked by your adviser. Once they have approved it your application will be sent to UCAS.

FIND WHAT STUDENTS LOVE ABOUT  
YOUR NEXT UNI IN OUR CITY GUIDES



## Your feed

Your personal content feed

### AFTER YOU APPLY

Everything you need to know about what happens after you apply.

[Discover more](#)



### Key dates

Find out what you need to do and when.

[Read more](#)

### CHAT TO STUDENTS

Find out more about a university or college from students already studying there.

[Chat to students](#)



# TRACKING YOUR APPLICATION





# TRACKING YOUR APPLICATION

Your status will update as changes happen; go to your application for the details.



## Your application has been returned by your adviser

Your adviser has returned your application, go to your application to see what amendments they are recommending for you.



## Waiting for decisions

Universities or colleges are considering your application.

**Providers have until dd-mm-yyyy to respond to your choices.**



## All decisions received

You've received a decision from all of your choices. You can now reply to your offers at any time.

**Reply by dd-mm-yyyy**



## Waiting for confirmation

You're waiting for confirmation of your choices. If you meet the offer conditions, the university/college will confirm your place. Send them your results if requested.

### Your Hub

Your personalised homepage and discovery hub

Hub For you Favourites What to do Where to go Search



#### Welcome back Sam

You're applying for Undergraduate courses in 2026 - [Change year](#)

[Start application](#)

#### 2026 Undergraduate Application

Personal ID: 1280033960

[Go to application](#)



#### Your application has been sent to UCAS

Waiting for decisions on your choices.

JOIN THE ONLINE LEARNING COMMUNITY  
TO DISCOVER YOUR PASSION



#### Your feed

Your personal content feed



#### Track your application

Wondering what happens now you've applied? Find out how to track your application.

[Track your application](#)

FAQS

#### When will you hear back?

Take a look at the usual timelines for offers.



#### Types of offer explained

Not sure what all the different types of offer mean? Understand your next steps with our guide.

[Get more info](#)

HOW TO

#### UCAS terms explained

We break down what all the terms and phrases mean that we use, from DipHE to deferral.



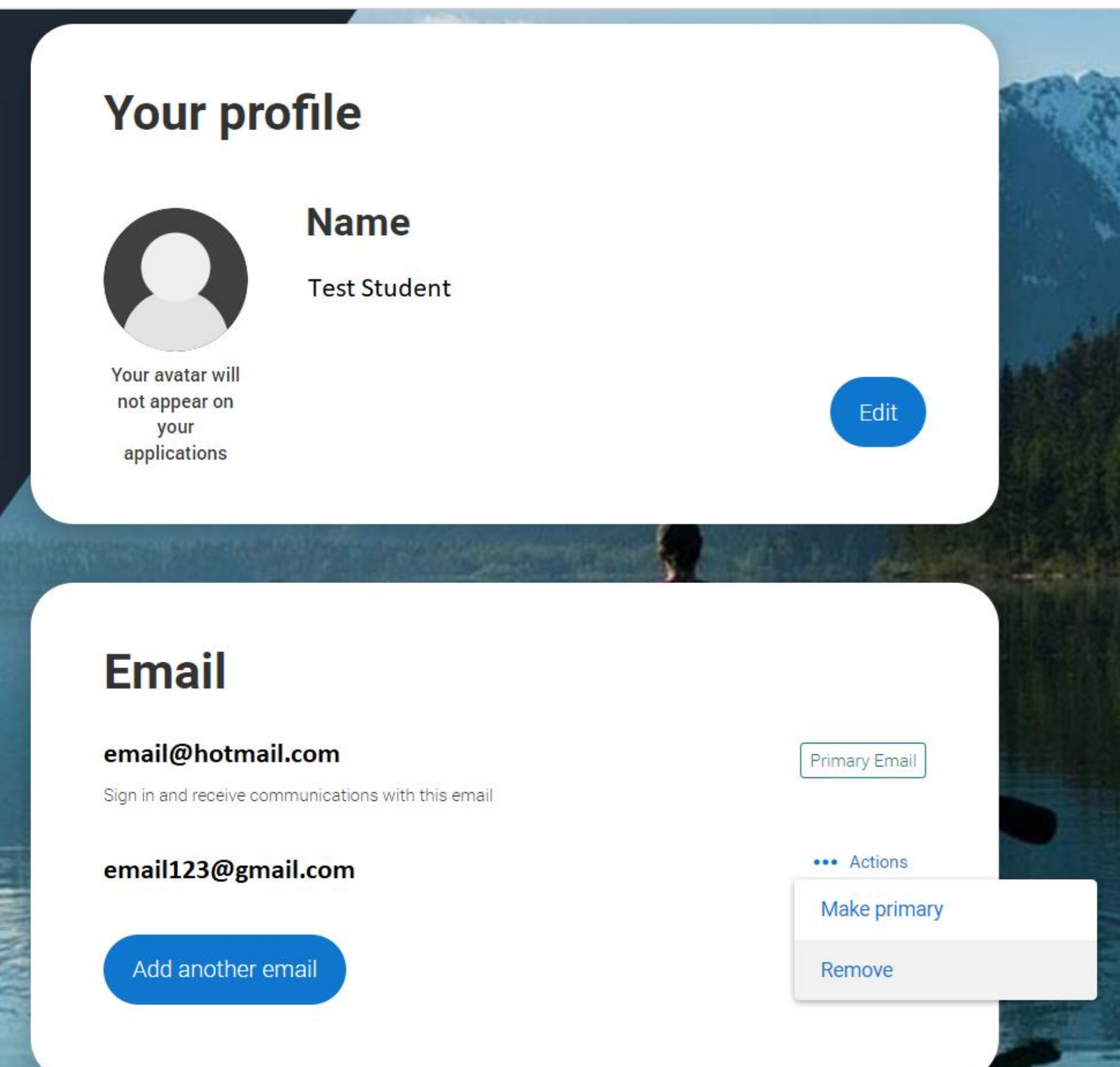
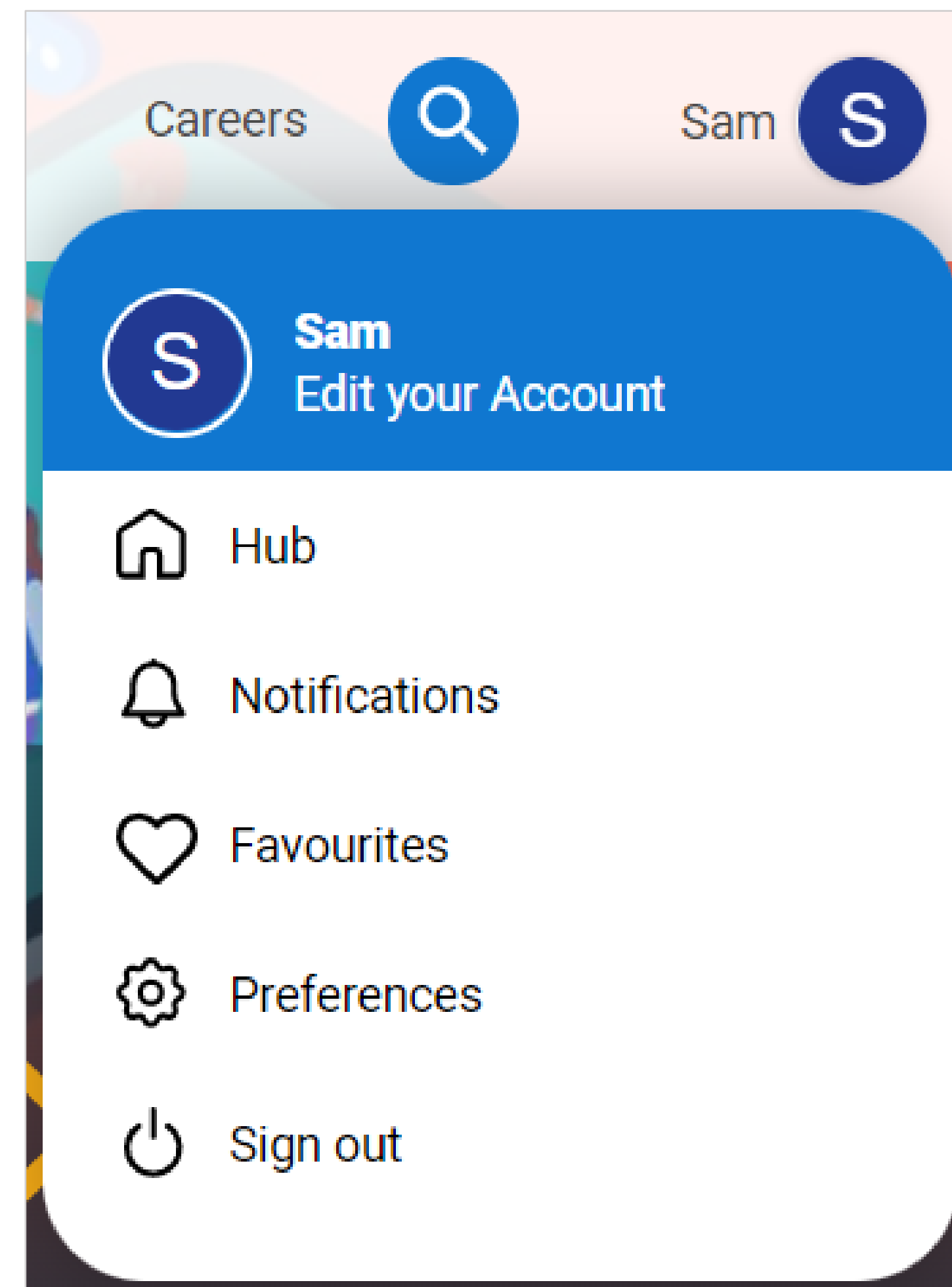
# TRACKING YOUR APPLICATION

It's important your contact details are kept up to date throughout your application.

We **recommend using a personal email address** as your primary email, rather than a school/college one, so that you have access to it throughout your application journey.

To update your email address, go to 'Edit your account' from drop-down, where you can change your email.

Contact UCAS if you have any problems changing this.



# TRACKING YOUR APPLICATION

You'll be taken to your application status, which displays the key information relevant to your application.

It will update to reflect your status and clearly state any actions you need to take, particularly when you will need to **reply to any offers**.

**All deadlines are in UK time – make sure you keep this in mind and don't miss any.**

**OVERVIEW**  
2026 Undergraduate application


Your Personal ID number  
1280033960

Home / Overview

**Application status**

**Latest updates**  
10 March 2025, 15:06  
You have replaced a choice. You will no longer be considered at Oxford Brookes University for Digital Marketing, and instead be considered at Coventry University for Public Health and Community Studies.  
[View all updates >](#)


**Important information**  
[View all details >](#)  
[View all correspondence >](#)  
[Bank Status Codes >](#)

**Waiting for decisions**  
Providers have until 27/04/2026 to respond to your choices.  
  
**4/5**  
You have received 4 decision(s)

**Application status**

**Latest updates**  
10 March 2025, 15:12  
Coventry University has offered you a place for Public Health and Community Studies, subject to conditions. Please view the choice to see these.  
[View all updates >](#)

**Important information**  
[View all details >](#)  
[View all correspondence >](#)  
[Bank Status Codes >](#)

**Reply to offers**  
Now that you have received all your decisions you can reply to your offers at any time. You have until 27/Apr/2025 to reply – if you don't reply on time you will lose them.  
  
**5/5**  
You have received 5 decision(s)  
[Reply to offers >](#)



# YOUR OFFERS

The details of your offers will be shown including any conditions.

The full text of the offer can be seen by clicking 'View full offer'.

Full offer

This offer is subject to you obtaining

112 UCAS Tariff points including BTEC National Diploma grade DM

Close

Your inactive choices (withdrawn, declined, unsuccessful) are in an accordion section below the active choices.

## Your choices

### Offers received

Psychology with Neuroscience with Foundation Year (C833)  
Keele University (K12)

Location: Main Site  
Start date: 01 January 2027  
Points of entry: 1st year  
Deferred entry: No  
Live at home while studying: No

OFFER

The university or college has offered you a place subject to conditions.

View full offer

Economics, Politics and International Relations (LL21)  
Oxford Brookes University (O88)

Location: Main Site  
Start date: 01 January 2026  
Points of entry: 1st year  
Deferred entry: No  
Live at home while studying: No

OFFER

The university or college has offered you a place subject to conditions.

View full offer

Zoology (C300)  
University of Leeds (L22)

Location: Main Site  
Start date: 08 September 2026  
Points of entry: 1st year  
Deferred entry: No  
Live at home while studying: No

OFFER

The university or college has offered you a place subject to conditions.

View full offer

### Waiting for decisions

Digital Marketing (N511)  
Oxford Brookes University (O88)

Location: Main Site  
Start date: 01 January 2026  
Points of entry: 1st year  
Deferred entry: No  
Live at home while studying: No

ACTIONS

Substitute this choice

If you made a mistake with this choice, you can still substitute it (for a limited period only).

Permanently withdraw from this choice

Once withdrawn, you won't be able to change it for another choice

### Your unsuccessful, declined and withdrawn choices


Nursing (Mental Health Nursing) (B760)  
University of Greenwich (G70)

Location: A  
Start date: 01 January 2026  
Points of entry: 1st year  
Deferred entry: No  
Live at home while studying: No  
Criminal convictions declaration: Undeclared

UNSUCCESSFUL



Advertisements - Why this site?



Advertisements - Why this site?

### Visit search

Find courses and providers



# INTERVIEWS

If a university or college has notified UCAS of an interview the invitation details will be shown alongside a button to enable you to respond.

There are three options you can select from to respond to the invitation.

## Invitation to interview

### Nursing (Mental Health Nursing) (B760)

Location: A  
Start date: 01 January 2026  
Point of entry: 1st year  
Deferred entry: No  
Live at home while studying: No  
Criminal convictions declaration: Undeclared

#### INVITATION

##### Your invitation

The university or college has sent you an invitation for 01 April 2025 at 09:30

[Reply to invitation](#)

##### Substitute this choice

If you made a mistake with this choice, you can still substitute it (for a limited period only).

##### Permanently withdraw from this choice

Once withdrawn, you won't be able to change it for another choice

## Reply to your invitation

### The university or college has sent you an invitation for 01 April 2025 at 09:30

Please come to the interview in a shorts suit

If the date of this invitation is not suitable, you'll need to contact University of Greenwich directly to arrange an alternative date.

Accept the invitation

Request an alternative date

Decline the invitation

[Cancel](#)

# WHAT HAPPENS IF YOU WANT TO DEFER?



UCAS advises that students can request to defer their university place for one year, but it's ultimately up to the university to decide whether to grant the deferral

### **If you've already applied and want to defer:**

Contact the university directly: Explain your reasons for wanting to defer and ask if they will grant it.  
Be prepared to explain your plans for the gap year: Universities may want to understand how you intend to spend your time out.

General Advice:

### **Before Applying (or at application stage):**

Check if the university accepts deferred entry: Some courses, like medicine, may not allow deferrals.

Indicate deferred entry on your UCAS form: When adding your course choice, select the following year as your start date.

Explain your reasons for deferring in your personal statement: Clearly outline your plans for the year out and how it will benefit your future studies



# General Advice:

## **Weigh the pros and cons:**

Deferring means graduating a year later, but it can also offer opportunities for personal growth, work experience, or travel.

## **Have a plan for your gap year:**

Universities will want to see that you have a clear idea of how you'll spend your time.

Consider the impact on your finances and future plans:

Deferring may affect your finances and your overall timeline for graduation and entering the workforce.


## **Make an informed decision:**

Discuss your options with your family, friends, teachers, or career advisors.

Be aware of deadlines:


Ensure you meet any deadlines set by the university for requesting deferral.

**WHAT HAPPENS IF YOU SIMPLY DON'T  
KNOW WHAT YOU WANT TO DO?**



**THANK YOU FOR LISTENING**

**DO YOU HAVE ANY QUESTIONS?**



[ma.smith@warriner.oxon.sch.uk](mailto:ma.smith@warriner.oxon.sch.uk)